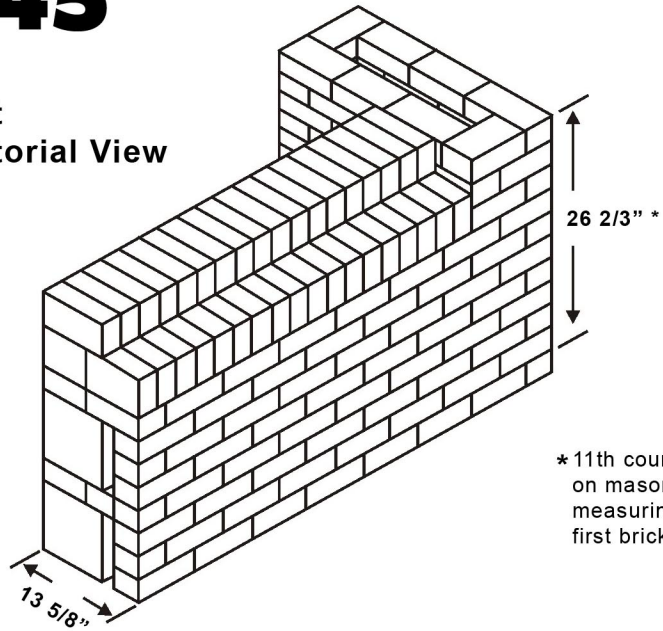


MASONRY PROJECT

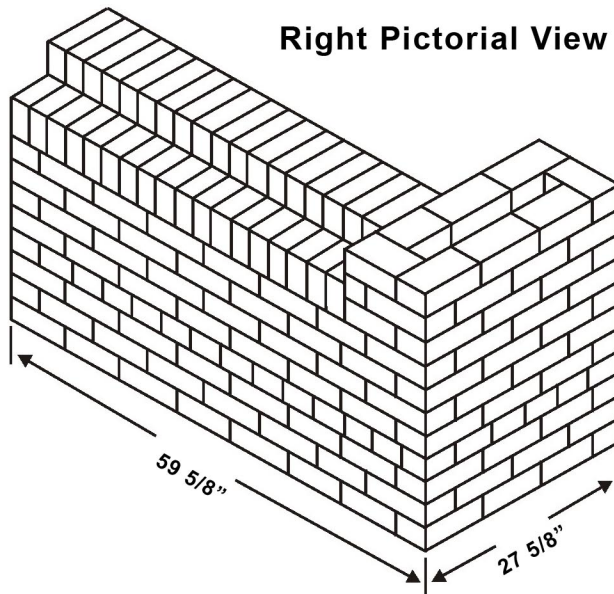
#45

Left Pictorial View

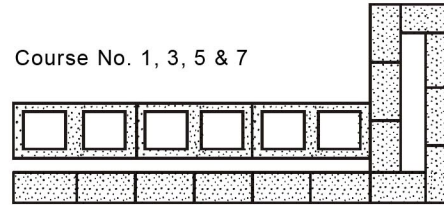


* 11th course at No.6 on mason's modular rule measuring from top of first brick to top of project

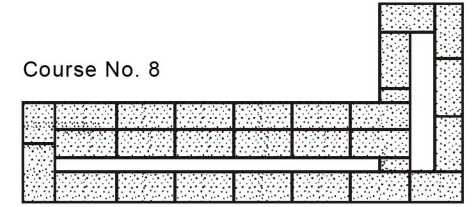
Right Pictorial View



Course No. 1, 3, 5 & 7

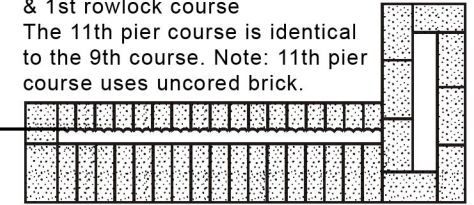


Course No. 8

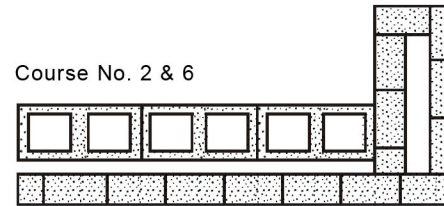


Course No. 9 (Pier course) & 1st rowlock course
The 11th pier course is identical to the 9th course. Note: 11th pier course uses uncored brick.

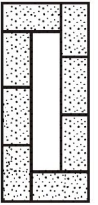
Hammer cut



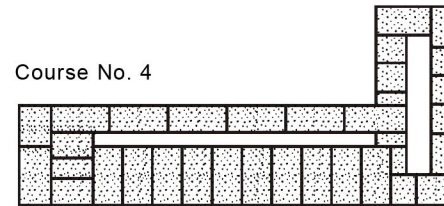
Course No. 2 & 6




Course No. 10 (Pier course)



Course No. 4



2nd rowlock course



Bon Tool Co. does not guarantee the accuracy of the data. Please report errors and submit suggestions to Bon Tool Co.

INSTRUCTIONS

1. Adhere to dimensions on plan Lay brick to #6 on mason's modular rule
2. 3 courses of brick in 8" Lay block to #2 on mason's modular rule
3. 1 course of block in 8"
4. All exterior joints tooled concave. Brushing is permitted.

MATERIALS REQUIRED

1. 209 - Cored Brick
2. 11 - Uncored Brick
3. 4 - 8"x8"x16" Block
4. 2 - 8"x8"x16" Cored Brick

Bon Tool Co.

Gibsonia, PA 15044 • USA • 724-443-7080 • www.bontool.com