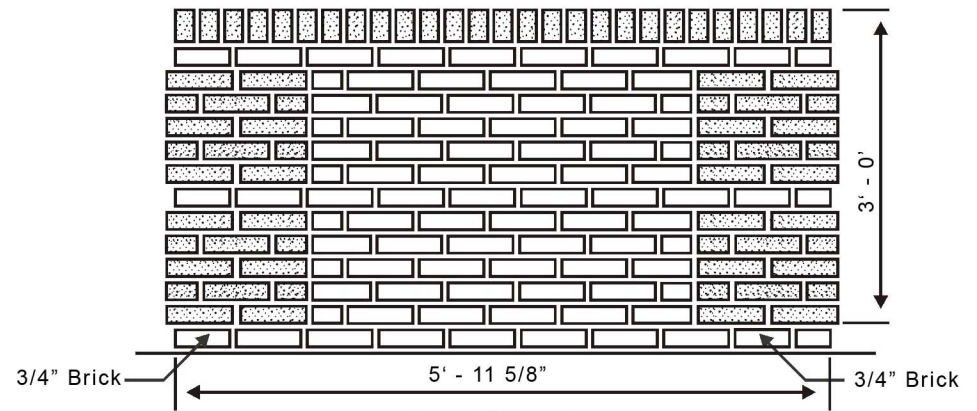
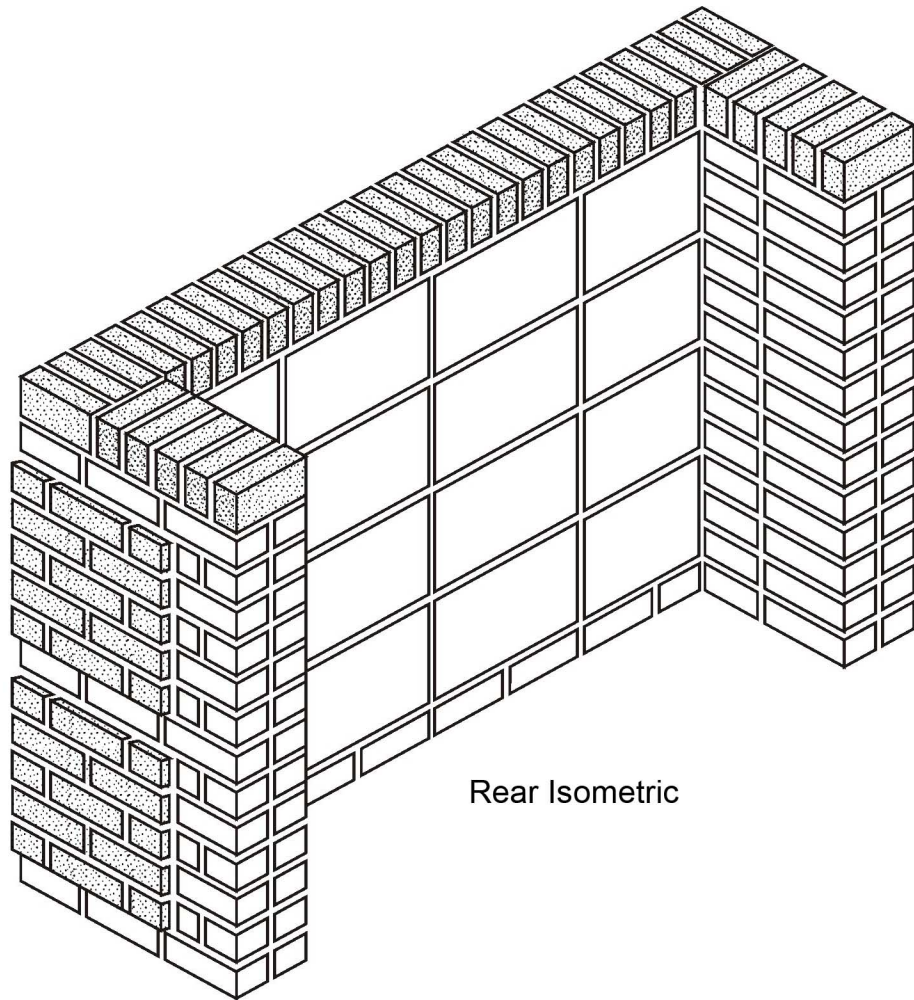
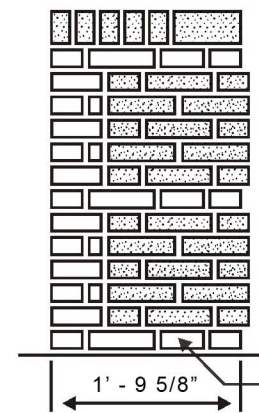


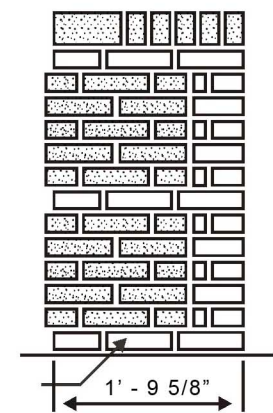
MASONRY PROJECT #43



Front Elevation



Left Elevation



Right Elevation

**Bon Tool Co. does not guarantee the accuracy of the data.
Please report errors and submit suggestions to Bon Tool Co.**

INSTRUCTIONS

1. Build wall as shown.
2. First course of brick to be used to level project and will not be considered in judging.
3. Brick coursing to be 3 in 8" from top of first course up.
4. Fill all head and bed joints.
5. All joints are to be concave, 3/8" thick and finished all sides (Exception - the joints around the perimeter of the quoins to be finished flush).
6. Cleaning to be by brush only.
7. Rear of project is stack bond.
8. Do not fill collar joint except where noted.

MATERIALS REQUIRED

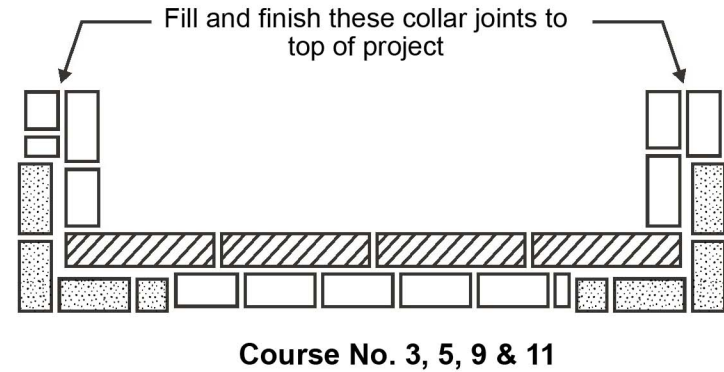
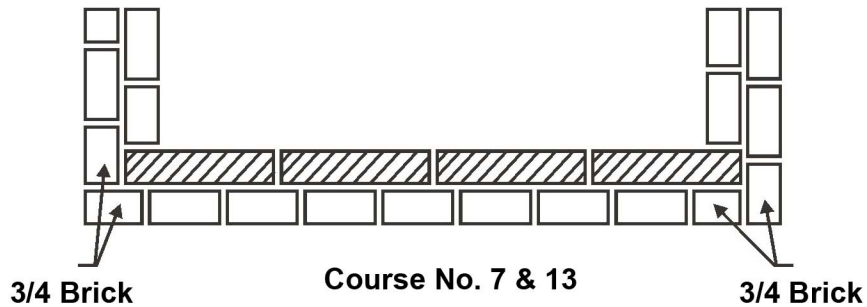
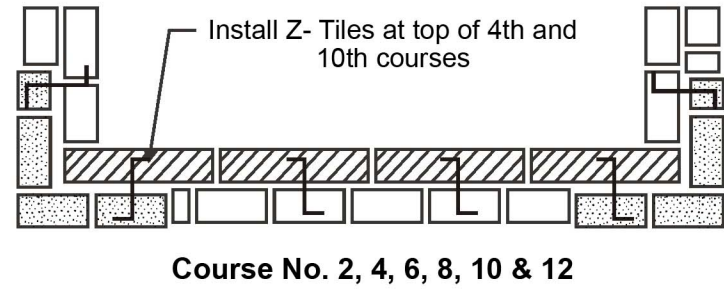
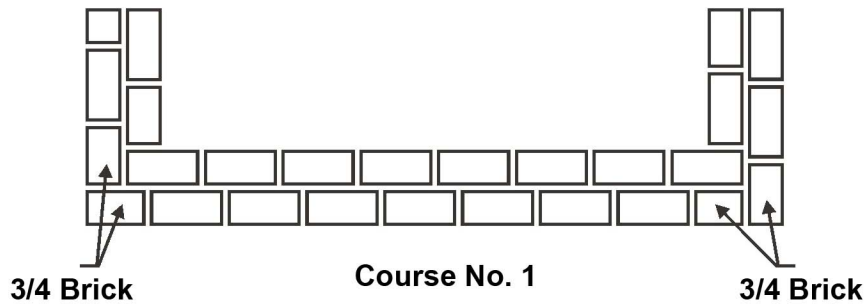
1. 117 Uncored Brick (2 1/4" x 3 5/8" x 7 5/8")
2. 187 Cored Brick (2 1/4" x 3 5/8" x 7 5/8")
3. 12 Z Ties
4. 16 Concrete Block (4" x 8" x 16")

Bon Tool Co.



Gibsonia, PA 15044 • USA • 724-443-7080 • www.bontool.com

MASONRY PROJECT #43

(Continued)



LEGEND:

-  - Denotes uncored brick
-  - Denotes block (in plan)

Bon Tool Co.

Gibsonia, PA 15044 • USA • 724-443-7080 • www.bontool.com