
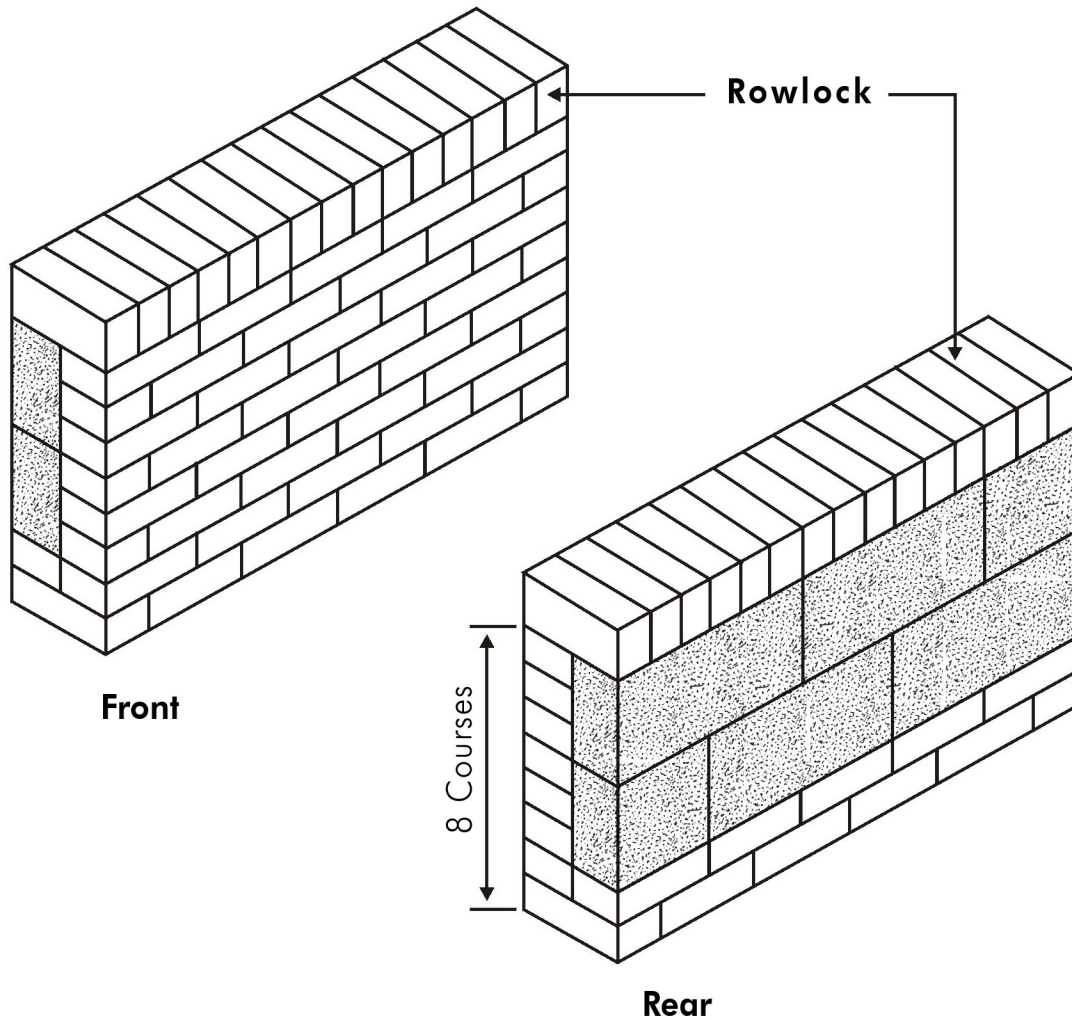
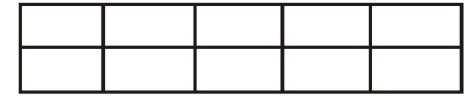


MASONRY PROJECT


#4



Course No. 1



Course No. 2



Course No. 3



Course No. 4

Bon Tool Co. does not guarantee the accuracy of the data. Please report errors and submit suggestions to Bon Tool Co.

INSTRUCTIONS

1. Build wall as shown.
2. First course of brick should be used to level project and will not be considered in grading.
3. Brick coursing should be 3 in 8" from **top** of first course up.
4. Fill all head, bed and collar joints.
5. Finish sides and ends with concave joint.
6. Clean with brush only.

Bon Tool Co.

Gibsonia, PA 15044 • USA • 724-443-7080 • www.bontool.com