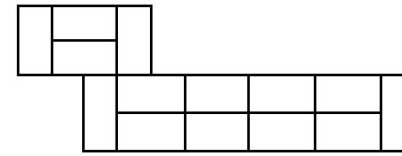
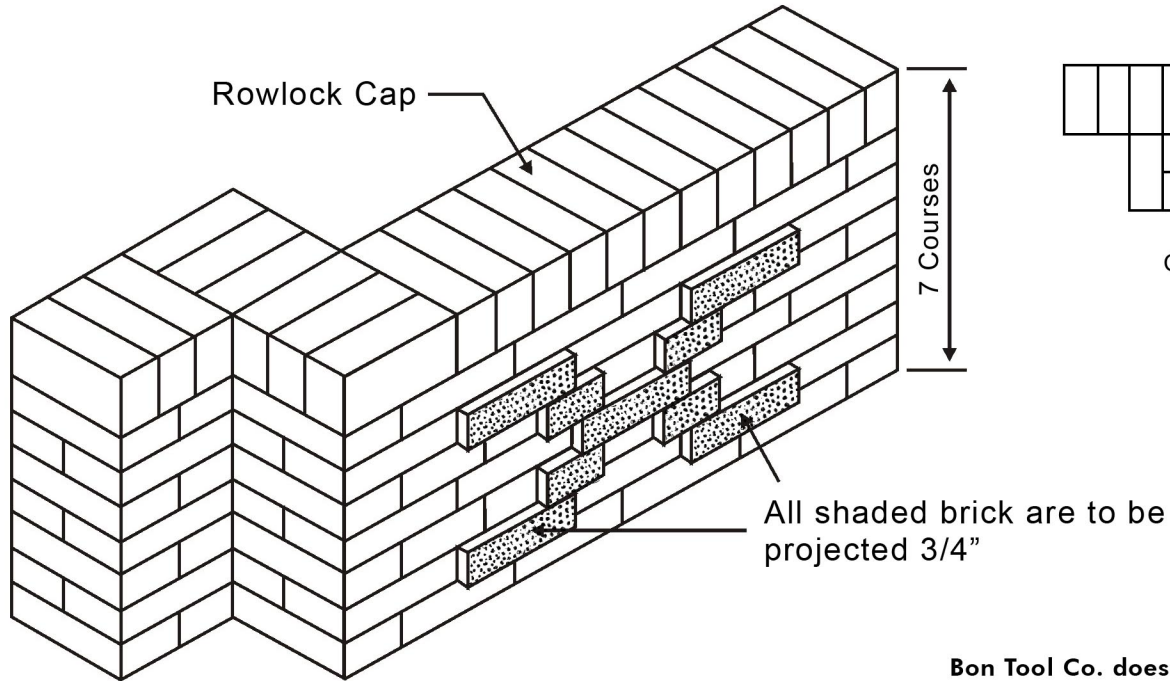
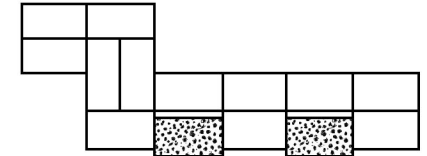


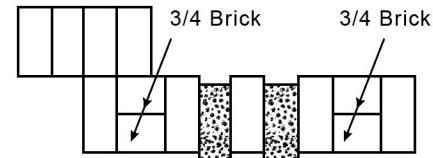
MASONRY PROJECT #31



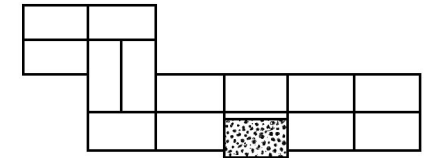
Courses No. 1 & 7



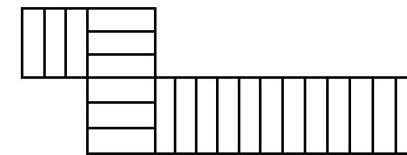
Courses No. 2 & 6



Courses No. 3 & 5



Course No. 4



Rowlock cap course

**Bon Tool Co. does not guarantee the accuracy of the data.
Please report errors and submit suggestions to Bon Tool Co.**

INSTRUCTIONS

1. Build 8" wall as shown.
2. All shaded brick are to be projected 3/4".
3. Face all sides with concaved joints.
4. Contest brick will be checked and coursing scale will be determined by contest chairman.
5. First bed joint may be used to level project and will not be considered in judging coursing height.
6. All head joints are to be full and uniform with bed joints.
7. No sacking or oiling permitted.
8. Brushing is permitted.

MATERIALS REQUIRED

1. 119 Brick

Bon Tool Co.

Gibsonia, PA 15044 • USA • 724-443-7080 • www.bontool.com