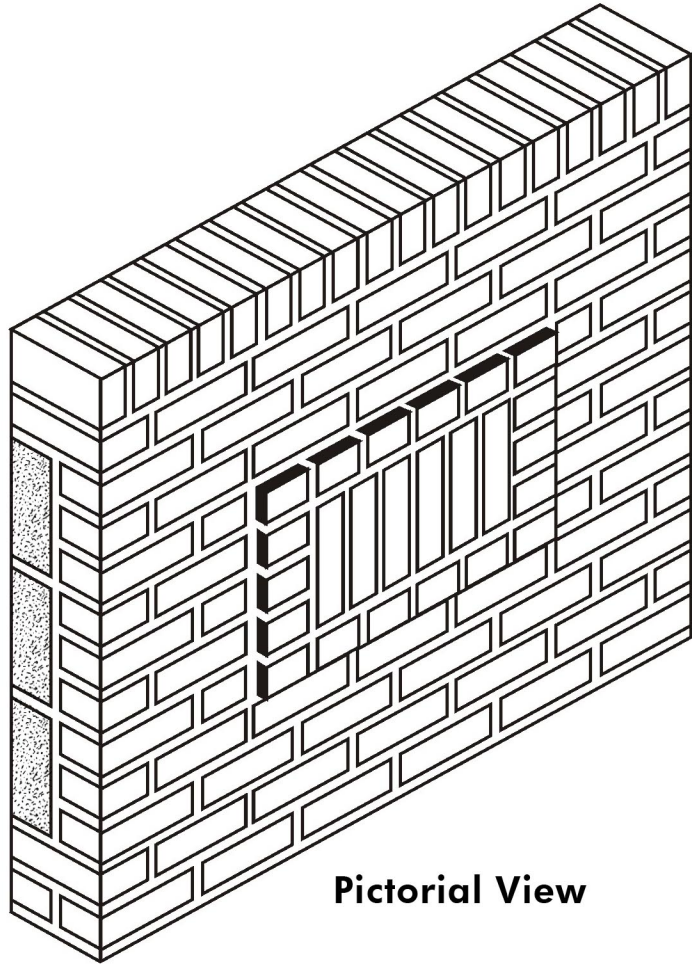
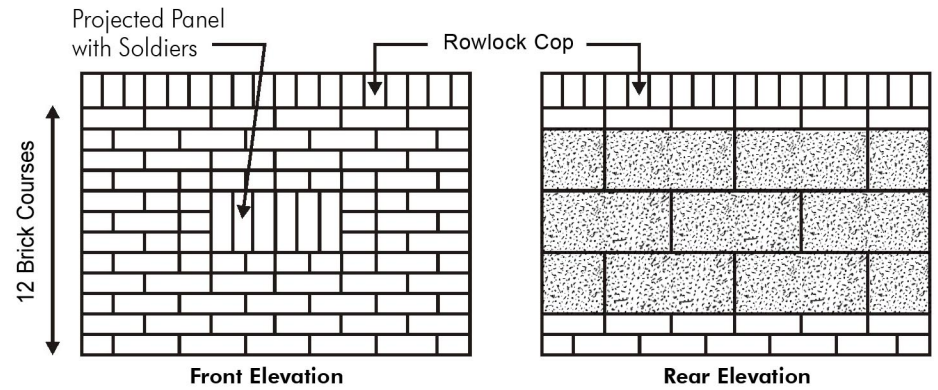


# MASONRY PROJECT

## #3



**Pictorial View**




**Front Elevation**

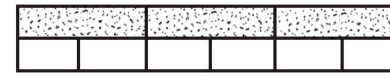
**Rear Elevation**



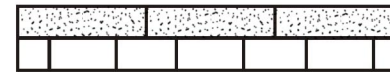
Courses No. 1



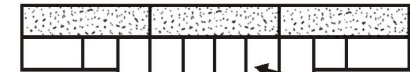
Courses No. 2 & 12



Courses No. 3 & 11



Courses No. 4 & 10



Courses No. 5 & 9 Project 1/2"



Courses No. 6 & 8



Courses No. 7



Rowlock Cap

**Bon Tool Co. does not guarantee the accuracy of the data. Please report errors and submit suggestions to Bon Tool Co.**

### INSTRUCTIONS

1. Build wall as shown.
2. First course of brick should be used to level project and will not be considered in grading.
3. Brick coursing should be 3 in 8" from **top** of first course up.
4. Fill all head, bed and collar joints.
5. Decorative stretchers should be projected 1/2"
6. Finish sides and ends with concave joint.
7. Clean with brush only.

### MATERIALS REQUIRED

1. 124 Brick
2. 8 Block 4x8x16
3. 2 Block 4x8x8

**Bon Tool Co.**

Gibsonia, PA 15044 • USA • 724-443-7080 • [www.bontool.com](http://www.bontool.com)