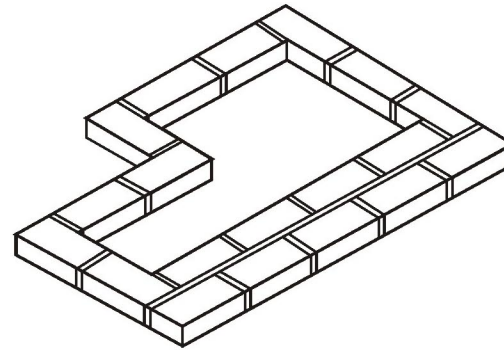
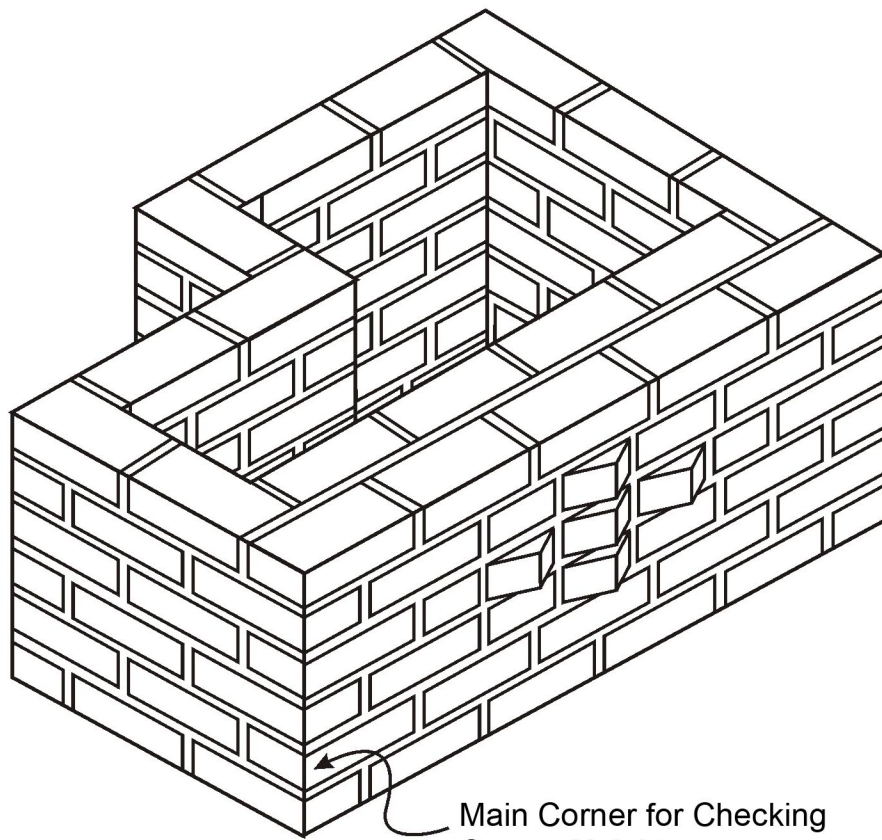
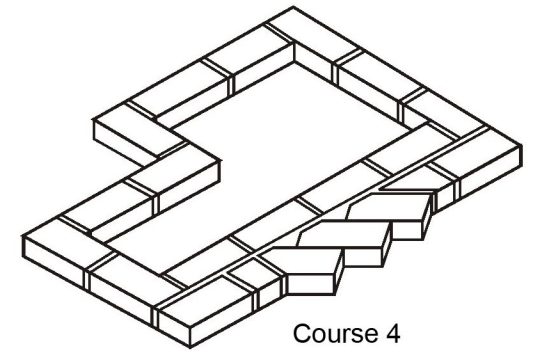


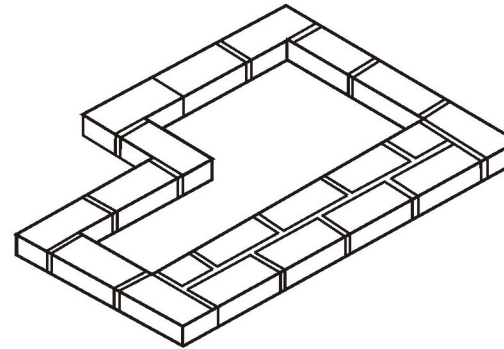
MASONRY PROJECT #24



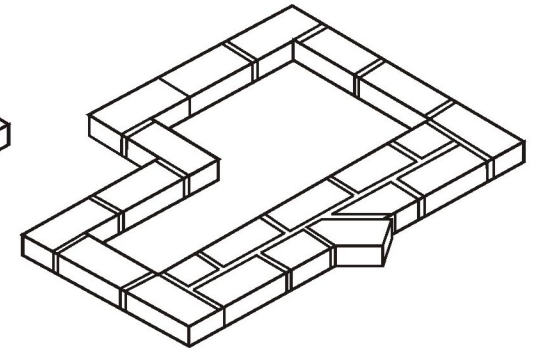
Course 2 & 6



Course 4



Course 1



Course 3 & 5

**Bon Tool Co. does not guarantee the accuracy of the data.
Please report errors and submit suggestions to Bon Tool Co.**

INSTRUCTIONS

1. Build hollow pier as shown.
2. Outside joints are to be concave tooled. Inside joints are to be flush-cut.
3. First bed joints to be used to level project and will not be considered in judging
4. Head joints to be uniform with bed joints and completely filled.
5. Use modular spacing rule. Height to be 3 courses in 8 inches.
6. No sacking or oiling permitted.
7. Brushing is permitted.

MATERIALS REQUIRED

1. 121 Brick

Bon Tool Co.

Gibsonia, PA 15044 • USA • 724-443-7080 • www.bontool.com