
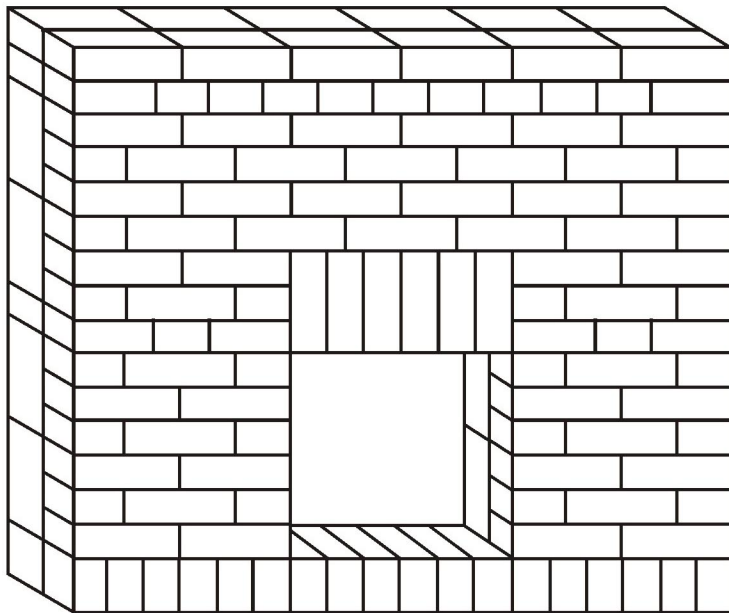
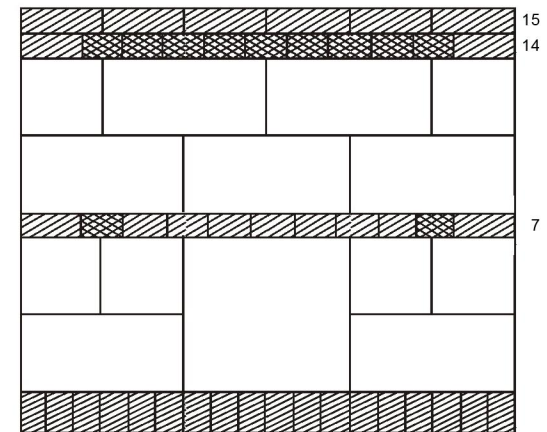


MASONRY PROJECT #20



Front Elevation



Rear Elevation

**Bon Tool Co. does not guarantee the accuracy of the data.
Please report errors and submit suggestions to Bon Tool Co.**

INSTRUCTIONS

Use Solid Brick at Ends of Rowlock and Top Course
 Jointing - Front & Back Concave Joint - Brush - Joint Again
 First Course To Be Used To Level The Project and Will Not Be Considered In Judging
 Place Lintels Back To Back Across Opening On Top of Sixth Course of Brick
 Seventh Course - Only Dark Shaded Headers Tie
 Fourteenth Course - All Headers Are Thru Wall Ties

MATERIALS REQUIRED

1. 120 Modular Brick
2. 14 Solid Brick
3. 7 4" Block
4. 6 4" Halves
5. 2 24" Lintels - 3" x 3"

Bon Tool Co.

Gibsonia, PA 15044 • USA • 724-443-7080 • www.bontool.com