
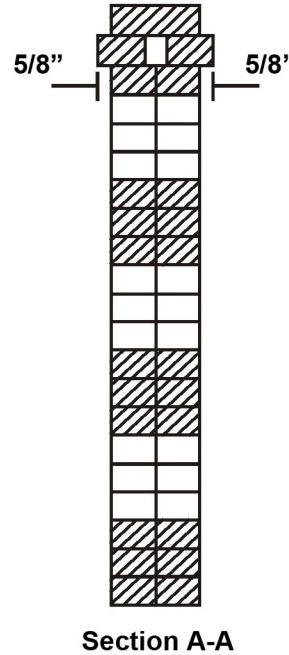





MASONRY PROJECT #14



Courses # 1 - 19



Courses # 2 - 8 - 19



Courses # 3 - 7 - 9 - 13 - 15



Courses # 4 - 6 - 10 - 12 - 16 - 18



Courses # 5 - 11 - 17



Course # 20



Course # 21

**Bon Tool Co. does not guarantee the accuracy of the data.
Please report errors and submit suggestions to Bon Tool Co.**

INSTRUCTIONS

1. Build wall as shown.
2. First course of brick to be used to level project and will not be considered in judging.
3. Brick coursing to be 3 in 8" from top of first course up.
4. Fill all head, bed and collar joints.
5. Both sides and ends to be finished with concave joint.
6. Cleaning to be by brushing only.

Bon Tool Co.

Gibsonia, PA 15044 • USA • 724-443-7080 • www.bontool.com